

Verb Tenses 1

İngilizce gramer yapısının temel mantığı Tense kavramı üzerine kurulmuştur. Bu kavramın Türkçe'ye çevrilmesi mümkün olmadığı için bu ünite içerisinde Tense kavramı bu haliyle kullanılacaktır.

İngilizce'de Tense sözcüğü ile anlatılmak istenen, eylemlerin gerçekleştiği zamanlara dayalı bir sınıflamadan çok, fiillerin kullanım biçimlerine dayalı, başka bir deyişle BİÇİMSEL bir sınıflandırmadır. Buna göre İngilizce'de fiillerin cümlede ana fiil olarak kullanımları biçimsel olarak iki zaman doğrultusunda gerçekleşir. Bunlar **Present** ve **Past** zamanlar olarak adlandırılmaktadır.

Tense sözcüğünün ifade ettiği anlamın öncelikle fiillerin yapılarının biçimsel özellikleri olduğu düşünüldüğünde, **Present** ve **Past** sözcüklerinin de yine gerçekleşen eylemin şu anda veya geçmişte kalma durumlarından çok, biçimsel özelliği ile ilgili olduğu söylenebilir. Yani bir **Tense'in Present** veya **Past** olduğunu belirlemek için **Tense'in** biçimsel özelliği önemlidir. Buna göre **Tense'ler**, **Present** ve **Past** olma durumlarına göre şu şekilde gruplandırılmaktadır.

PRESENT TENSES	PAST TENSES
The Simple Present Tense (Özne + to be [am/is/are] + meslek / yer / sıfat) <ul style="list-style-type: none">● I am a student.● She is the best student in the class.● They are at home.	The Simple Past Tense (Özne + to be [was / were] + meslek / yer / sıfat) <ul style="list-style-type: none">● I was very excited.● My grandfather was a pilot in World War II.● Joel and his wife were in Spain last week.
(Özne + fiil, (s/es/ies) + nesne) <ul style="list-style-type: none">● Jack knows a lot about computers.	(Özne + fiil, + nesne) <ul style="list-style-type: none">● We locked all the doors before we left the house.
The Present Progressive (Continuous) Tense (Özne + am/is/are+fiil _{ing} + nesne) <ul style="list-style-type: none">● My sisters are talking in the kitchen.	The Past Progressive (Continuous) Tense (Özne +was/were +fiil _{ing} + nesne) <ul style="list-style-type: none">● John and Sarah were shopping yesterday.
The Present Perfect Tense (Özne + have/has + fiil ₃ + nesne) <ul style="list-style-type: none">● They are rich because they have won the lottery.	The Past Perfect Tense (Özne + had + fiil ₃ + nesne) <ul style="list-style-type: none">● They were very happy because they had won the lottery.
The Present Perfect Progressive (Continuous) Tense (Özne + have/has + been + fiil _{ing} + nesne) <ul style="list-style-type: none">● I'm very tired because I have been working all day.	The Past Perfect Progressive (Continuous) Tense (Özne + had + been + fiil _{ing} + nesne) <ul style="list-style-type: none">● He was hot and sweaty because he had been chopping wood for hours.
modals will can may	modals (perfect) would could might

Burada dikkat edilmesi gereken bazı noktalar vardır. Bunlar şu şekilde sıralanabilir:

- 1- İngilizce'nin **Tense** mantığı Türkçe'de yoktur. Dolayısıyla **Tense**, **Present**, **Past** gibi temel kavramları ve yukarıda listesi verilen Tense başlıklarını Türkçeleştirmeye çalışmayınız.
- 2- **Tense** kavramı öncelikle yapıların biçimsel özelliklerini ifade etmek amacıyla kullanılır. Bu noktada bir **Tense'in Present** veya **Past** olması, o **Tense'in** biçimsel özelliği ile ilgilidir.
- 3- **Tense'ler** ile ilgili özellikleri ve diğer konuları Türkçe karşılıklarını kullanarak öğrenmeye çalışmanız İngilizce'nin gramer mantığını tam anlamıyla kavramanızı engeller.
- 4- **Tense'ler** ile ilgili olarak ilk önemli nokta, yapıları biçimsel olarak ayırt etmektir. İkinci önemli nokta da **Tense'lerin** kullanım mantıklarını anlamaktır. Bu aşamada şu unutulmamalıdır: İngilizce'de **Tense'ler**, Türkçe'de kimi zaman ifade edilen karşılıklarından çok farklı mantıklarla da kullanılabilir. Dolayısıyla Türkçe'de Zamanlar ile İngilizce'de Tense'lerin örtüştüğü noktaların fazla olmadığı söylenebilir.
- 5- Yukarıda listesi verilen Tense başlıklarına Türkçe karşılıklar bulmaya çalıştığınızda bunun sadece birkaç tanesi için mümkün olacağını; diğerleri için ise fazla anlamlı olmayan adların kullanılacağını göreceksiniz. Bu yüzden "Şimdiki Zaman", "Geniş Zaman", "Geçmiş Zaman" vs. gibi ifadeleri kullanmayınız. Bunun yerine yukarıda listede belirtilen Tense başlıklarını orijinal halleriyle kullanmaya özen gösteriniz.
- 6- İlerleyen aşamalarda bu **Tense** başlıklarında geçen **Simple**, **Present**, **Perfect**, **Progressive (Continuous)**, **Past**, **Present** ve **Future** sözcüklerinin niçin kullanıldığı, **Tense** ve **Time** (Zaman) farkı detaylı olarak açıklanacaktır.
- 7- Son olarak, listeye dikkatle bakıldığında **Tense** başlıklarının belirlenmesinde rasgele davranılmadığı, belli bir düzenin ve simetrinin izlendiği rahatlıkla görülebilir.
- 8- Kimi zaman bileşik cümlelerdeki fiillerin zaman uyumu içinde olmaları gerekir. Zaman uyumu kuralı gereğince temel cümlecik present veya future tense'lerden birinde ise buna bağlı yan cümleciklerin present tense'lerden birinde olması gerekir. Buna karşın temel cümlecikteki eylem, past tense'lerin herhangi birinde ise yan cümlecikteki eylemin de uygun past tense'lerden birinde olması gerekir. Bu genel kurala uymayan durumlar vardır. Bu tür kullanımları iyi tanımak sınav açısından önemlidir.

Bu önemli noktaları vurguladıktan sonra konunun diğer ayrıntıları aşağıda verilmiştir.

The Present Progressive (Continuous) Tense

A) Genel Özellikleri:

- 1- "The Present Progressive (Continuous) Tense"i içinde bulunduğumuz anda ya da konuşma anında yapmakta olduğumuz hareketleri veya o sıralarda yapmakta olduğumuz işleri ifade etmek için kullanırız.
- 2- Cümle yapısı "to be" yardımcı fiilinin "am/is/are" hallerinden kişiye uygun olan birisi ile birlikte Present Participle (Ving) kullanılarak elde edilir. Kullanım biçimi şu şekilde tablolandırılabilir:

+ Özne	to be	fiil_{ing}	nesne/yer/zaman
I	am	learning	another language.
You	are	listening	to the news.
- Özne	to be + not	fiil_{ing}	nesne/yer/zaman
She	is not (isn't)	staying	at the hotel.
We	are not (aren't)	watching	the match.
? to be	Özne	fiil_{ing}	nesne/yer/zaman
Is	she	talking	on the phone?
Are	the children	playing	in their room?

- 3- "The Present Progressive Tense"de ana fiile "-ing" takısı eklenirken bazen fiilde değişiklik yapılması gerekebilir. Bu konuda dikkat edilmesi gereken kurallar şunlardır:

Temel Kural: Ana fiile "-ing" takısı eklenir.

drink	>	drinking
study	>	studying
eat	>	eating

- 1: Eğer fiil ünsüz+ünlü+ünsüz şeklinde bitiyorsa, sondaki sessiz harf iki kere yazılır.

stop	>	stopping
get	>	getting
begin	>	beginning
admit	>	admitting
prefer	>	preferring

Uyarı

- a. Eğer fiilin son hecesi vurgulu söylenmiyorsa bu kural geçerli değildir.

open	>	opening
------	---	---------

- b. Sözcüğün sonundaki ünlüden sonra gelen tek "l" her zaman çift yazılır.

travel	>	travelling
signal	>	signalling

Not

- ✓ Amerikan İngilizcesi'nde bu kural geçerli değildir.

- 2: Eğer fiil "-ie" ile bitiyorsa, "-ie" eki "-y" halini alır.

lie	>	lying
die	>	dying

- 3: Eğer fiil ünlü+ünsüz+e şeklinde bitiyorsa, "-e" harfi kullanılmaz. (örn: close, dine, leave, move)

come	>	coming
mistake	>	mistaking

B) “The Present Progressive Tense” Time Phrases:

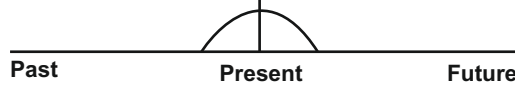
now	today	just
still	these days	currently
right now	at the moment	at present
this evening	at the present	at this time
nowadays	at this moment	day by day
in this day and age	for the time being	in an hour*
momentarily	in a minute*	soon*
before long*	presently*	
shortly*	at the present time	
at this very moment	tomorrow*	

Uyarı

* ile işaretli olanlar, bu Tense 'gelecek' ifade ediyorsa kullanılır.

C) Kullanım Yerleri:

- 1- “The Present Progressive Tense” konuşma/yazma anından önce başlamış ve konuşma anında henüz tamamlanmamış eylemleri/durumları anlatır. Bu kullanımda süreç vurgusu yapılamaz. “For ten days”, “since 1950” gibi ifadeler kullanılmaz.

**Örnek**

- Sssshh..... They **are trying** to get the baby to sleep.
 - Sorry. I can't help you with your homework since I **am doing** my own homework now.
 - They **are evacuating** the building because of a fire.
 - My wife isn't working today. She **is lying** on the coach and **drinking** tea at the moment.
 - We don't have enough room in our house. That's why some of the wedding guests **are staying** at a hotel.
- 2- Bu Tense, aynı zamanda konuşma anı civarında yapılan eylemleri ifade etmek için kullanılır ve eylemin konuşma anında yapılıyor olması gerekmez.

Örnek

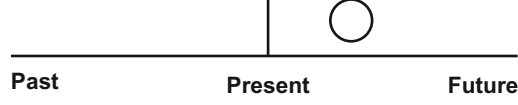
- I'm **preparing** a project about the Ottoman Empire.
- He **is working** hard these days.
- The boss **is saying** very positive things about you nowadays.

- 3- Bu Tense aşamalı olarak değişmekte olan durumları anlatmak için kullanılabilir.

Örnek

- She **is getting** fatter as she is becoming older.
- The amount of pollution in the world **is constantly increasing**.
- That band **is becoming** more famous every day.
- The polar ice caps **are melting** because of global warming.

- 4- Bu Tense, yakın gelecekte kesin olarak gerçekleşecek ve gerçekleşmesi için gerekli hazırlıkların yapıldığı eylemleri anlatmak için de kullanılabilir. Bu tür bir kullanım için, cümlede gelecek ifade eden **"tomorrow, soon, next year, shortly, in July, at Ramadan Bayram, on Tuesday, until October"** gibi bir zarf kullanılması gerekir.

**Örnek**

- When **are** you **seeing** the doctor?
- My parents are **having a party** for their wedding anniversary this weekend.
- **Are you meeting** your friends tonight?

- 5- Ayrıca bu Tense, **"always, constantly, continually, repeatedly, forever"** gibi ifadelerle kullanıldığında sürekli yapılan ve kişiyi rahatsız eden eylem veya durumları ifade eder. Bu kullanım kısaca "şikayet veya eleştiri" amaçlı kullanım olarak akılda tutulabilir. Ancak bazı durumlarda "şikayet veya eleştiri" anlamı olmaksızın "very often" anlamında da bu Tense kullanılabilir.

Örnek

- All the teachers are sick of her because she is **forever** making up strange excuses to get out of doing things.
 - He is **repeatedly** travelling throughout the world.
 - They are **continually** asking their parents for money.
 - You are always **making** a lot of noise.
- 6- "The Present Progressive Tense" beklenmedik bir eylemin defalarca olduğunu da ifade eder.

Örnek

- I **am** always **bumping into** my neighbour near the station. I guess he works somewhere near there.

- 7- "The Present Progressive Tense" bir eylemin veya durumun geçici olduğunu ifade etmek için de kullanılabilir.

Örnek

- Banks **are lending** money (these days) to encourage businesses to expand.
- She **is working** in an electronics factory during the summer holidays.

- 8- Konuşmacının kararlılığını ifade etmek için kullanılır.

Örnek

- I'm not **coming** with you.

- 9- when / while gibi bağlaçlarla başlayan zarf cümleciklerinde süreklilik ifade eden eylem varsa ve temel cümlecikteki fiil present ya da future tense ile oluşturulmuşsa süreklilik ifade eden eylem ile bu tense kullanılabilir.

Örnek

- I never talk on the phone while I **am driving** a car.

The Simple Present Tense

A) Genel Özellikleri:

- 1- "The Simple Present Tense" belirli aralıklarla gerçekleşen eylemleri, alışkanlıkları, doğal ve bilimsel gerçekleri anlatır.
- 2- Olumlu ve olumsuz/soru cümle yapısı farklılık gösterir. Ayrıca kişiye uygun olarak yardımcı fiil ve fiil kullanımı farklıdır. Kullanım biçimi şu şekilde tablolaştırılabilir:

+ <u>Özne</u>	<u>fiil</u>	<u>nesne/yer/zaman</u>
I / You	hate	watching football matches.
We / They	love	adventurous holidays.

+ <u>Özne</u>	<u>fiil (s)</u>	<u>nesne/yer/zaman</u>
She / He	speaks	Italian fluently.
Mary / My mother	likes	drinking tea.
My cat / It	sleeps	near my bed.

- <u>Özne</u>	<u>do + not</u>	<u>fiil</u>	<u>nesne/yer/zaman</u>
I / You	do not (don't)	eat	anything in the mornings.
We / They	do not (don't)	get up	early at the weekend.
The students	do not (don't)	go	to school every day.

- <u>Özne</u>	<u>does + not</u>	<u>fiil</u>	<u>nesne/yer/zaman</u>
She / He	does not (doesn't)	live	in the countryside.
John	does not (doesn't)	watch	TV every evening.
It	does not (doesn't)	rain	here very often.

? <u>Do</u>	<u>Özne</u>	<u>fiil</u>	<u>nesne/yer/zaman</u>
Do	you	visit	your grandparents on Sundays?
Do	the children / they	sleep	after lunch?

? <u>Does</u>	<u>Özne</u>	<u>fiil</u>	<u>nesne/yer/zaman</u>
Does	she / he	take	her dog for a walk every morning?
Does	Mr. Green	work	for that big company?

- 3- Üçüncü tekil şahıslarda (he / she / it) fiillere "-s" takısı eklenirken uyulması gereken yazım kuralları vardır. Buna göre:

- a. Eğer fiil "-y" harfi ile bitiyorsa ve bu harfin önündeki harf ünsüz ise "-y", "-i" harfine dönüştürülüp "-ies" olarak kullanılır.

bury > buries

copy > copies

- b. Eğer fiil “-o, x, ss, sh, ch” harfleri ile bitiyorsa, bu harflerin sonuna “-es” eklenir.

go	>	goes
box	>	boxes
touch	>	touches
brush	>	brushes
cross	>	crosses

Not

- ✓ Bu gruptaki fiiller okunurken fiil sonundaki “-es”, /-iz/ olarak söylenir.

- c. Eğer fiil sessiz bir harf veya bir ünlüyü izleyen “-y” ile bitiyorsa ve yukarıda sözü edilen kurallara da uymuyorsa bu durumda sadece “-s” eklenir.

want	>	wants
buy	>	buys

- 4- “The Simple Present Tense” te, fiil olmayan cümleleri ifade edebilmek için “- to be” fiillerinden yararlanılır. “To be” fiili present tense'de kişiye göre değişkenlik gösterir. Bu kullanım aşağıdaki şekildedir:

+ Özne	to be	nesne/yer/zaman
I	am	English.
He /She / It	is	in the garden.
You / We / They	are	experienced doctors.

- Özne	to be + not	nesne/yer/zaman
I	am not (I'm not)	an accountant.
She / He / It	is not (isn't)	young.
We / You / They	are not (aren't)	in Turkey.

? to be	Özne	nesne/yer/zaman
Am	I	your relative?
Is	she / he / it	here yet?
Are	they / we / you	late?

- 5- “The Simple Present Tense”de, “to have” fiili üçüncü tekil şahıslarda (he / she / it) ve diğer kişilerle kullanılırken uyulması gereken kurallar vardır. Bu kullanım aşağıdaki şekildedir:

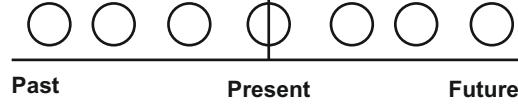
+ Özne	have	nesne/yer/zaman
I	have	a shower every morning
You / We / They	have	time to rest at the weekends.

+ Özne	has	nesne/yer/zaman
He / She	has	a very big house.
It	has	a kennel in the backyard.

- Özne	do + not have	nesne/yer/zaman	
I/You	do not (don't) have	enough time to eat out.	
We/They	do not (don't) have	any work to do.	
- Özne	does + not have	nesne/yer/zaman	
She/He	does not (doesn't) have	green eyes.	
It	does not (doesn't) have	a tail.	
? Do	Özne	have	nesne/yer/zaman
Do	you	have	any daughters?
Do	they	have	a dog?
? Does	Özne	have	nesne/yer/zaman
Does	she/he	have	a drink every evening?
Does	a crocodile	have	sharp teeth?

B) Kullanım Yerleri:

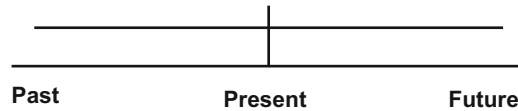
- 1- "The Simple Present Tense" sürekli veya düzenli olarak gerçekleşen eylem veya durumları anlatmak için kullanılır.



Örnek

- I **go to** bed at 11.00 most evenings.
- Every week I **try to** give up smoking but I never manage it.
- We always **get up** early, as we have to be at work at seven every morning.

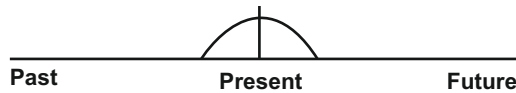
- 2- Bilimsel gerçekler, genel doğrular, genellemeler ve doğa olayları da bu Tense ile ifade edilebilir.



Örnek

- The Earth **goes** round the Sun.
- When ice **melts** in water it **makes** the water cool down.
- The Rio Carnival **takes** place annually.

- 3- "Non-Progressive Fiiller" ile kullanıldığında "The Simple Present Tense", konuşma anında veya konuşma anı civarında gerçekleşmekte olan eylemleri/durumları ifade etmek için de kullanılabilir. "Non-Progressive Fiiller"e "E" maddesinde değinilmektedir.



Örnek

- I **do not want** anything to eat now.

4- Spor karşılaşmalarının anlatımında ve bazı etkinliklerin nasıl yapıldığını tarif etmek için kullanılabilir.

Örnek

- Beckham **passes** to Gerrard. Gerrard to Carragher, Carragher back to Gerrard ... and Gerrard **shoots** and it's a goal!
- First, I **take** a bowl and **break** two eggs into it. Next ...
- You **hold** the can in one hand. Right, you are holding it in one hand; now you **take off** the lid with the other...

5- Resmi yazışmalarda, standart bazı yapılarla kullanılır.

Örnek

- I **regret** to inform you that you are fired.
- I **look forward to** hearing from you. (Bu cümlelerde "The Present Progressive Tense" kullanıldığında daha samimi bir anlam ortaya çıkar.)

6- Yön tariflerinde veya buna benzer talimatlarda da bu Tense kullanılabilir.

Örnek

- **Speaker 1:** Could you tell me how I **get** to the library, please?
Speaker 2: Sure, you **go** up this street, then you **turn** left, it's on your right.

7- Hikaye, masal, oyun veya romanların informal aktarımlarında kullanılabilir.

Örnek

- In Act I, Hamlet **meets** the ghost of his father.

8- "Hear, see, gather, understand" gibi bazı fiillerle "The Simple Present Tense" geçmişte kalmış durumlarda da kullanılabilir.

Örnek

- I **hear** you are going out with Susan. (Duydum ki....)

9- Kitaplardan, duyurulardan ya da bunlardan alıntı yaparken çoğunlukla bu Tense kullanılır. Bir yazarın fikirleri özetlenirken veya aktarılırken "The Simple Present Tense" kullanılır.

Örnek

- This does not fit.
- The notice **warns** us not to try to touch the animals.
- Mevlana **advises** all people to be themselves.

10- Bilimsel metinlerden alıntılar yapılırken eser geçmişte yazılmış olsa bile "The Simple Present Tense" kullanılır. Bunun sebebi metnin şu an önümüzde bulunması ve her zaman varlığını sürdürecektir.

Örnek

- *Dunn and Dunn (1997)* **discusses** the psychology of teaching.

11- Aşağıdaki fiillerle “The Simple Present Tense” yaygın olarak cümlelere giriş yapmak için kullanılır. Bu tür fiillere “Performative Verbs” de denmektedir.

accept	hope	suggest
acknowledge	imagine	suppose
admit	inform	warn
advise	predict	
apologise	presume	
assume	promise	
believe	propose	
deny	recognise	
guarantee	recommend	
guess	refuse	

Örnek

- I **bet** you will win the competition.
- She **hopes** her grades will be better this year.
- He **denies** taking her money.
- My father **promises** not to drive the car too fast.
- You have lots of problems. I **agree**.

12- Aşağıda yer alan durum bildiren fiillerle çoğunlukla “The Simple Present Tense” kullanılır.

agree	consist of	forget	look	plan	resemble	trust
appear	contain	hate	look like	prefer	seem	understand
assume	cost	have	love	realize	smell	
believe	disagree	hope	mean	recall	taste	
belong to	enjoy	know	notice	regret	think	
consider	feel	like	own	remember	tolerate	

Örnek

- The house over there **belongs to** my friend.
- I **prefer** staying at home.
- He **hates** travelling by bus.

Uyarı

✓ Bu fiillerden bazıları, geçici bir durumu ifade etmek için “The Present Progressive Tense” ile kullanılır.

Örnek

- I **am considering** taking early retirement.

13- “**ache, feel, hurt, look, seem**” gibi fiiller “The Simple Present Tense” veya “The Present Progressive Tense” ile kullanılabilir.

Örnek

- What is the matter with Bill? He **looks/is looking** terrible.

14- Gazete manşetlerinde kullanılan "The Simple Present Tense" geçmişte kalan olayları ifade edebilir.

Örnek

- "QUAKE **HITS** CENTRAL IRAN"
- "SCIENTISTS **FIND** BRIGHTEST STAR"

15- Tren, otobüs, uçak gibi toplu taşıma araçlarının hareket saatlerini ifade ederken, sinema, tiyatro, televizyon programı, işyerleri ve okulların açılış kapanış saatleri toplantı ve sınavların vs. başlama-bitiş vakitleri gibi sürekli olarak aynı saatte gerçekleşen durumlarda olay gelecek zamanda gerçekleşecek olmasına rağmen "The Simple Present Tense" ile ifade edilebilir. Bunların ortak özellikleri bu zamanların bir makam tarafından önceden belirlenmiş olmasıdır. Bu kullanım özellikle "**arrive, begin, close, come, end, finish, leave, open, return, start**" gibi fiillerle yaygındır.

Örnek

- Our bus **leaves** at half past eight, so there is no need to hurry.
- The supermarket **closes** at ten- thirty today since it is Saturday.
- The meeting tomorrow **starts** at four.

16- Bir kişiye öneride bulunmak için veya bir şeyi neden yapmadığını sormak için "**Why don't you ...?**", bir kişiye mesleğini sormak için "**What do you do?**" ve kişiye sürekli olarak yaşadığı yeri sormak için "**Where do you live?**" gibi yapılarla da bu Tense kullanılır.

Ayrıca "**Here comes...**", "**There goes...**" ifadelerindeki "The Simple Present Tense" e dikkat ediniz.

Örnek

- **Here comes** your bus.
- **There goes** our bus. We will have to wait for the next one.
- Why **don't** you **have** an aspirin for your headache?
- "What **does** your father **do**?" "He is an engineer."
- "Where **do** you **live**?" "I live in Tepebaşı."

17- Ayrıca yazdığımız bir yazıda verilen bir bilgiye atıfta bulunmak için de bu Tense kullanılabilir.

Örnek

- Figure 4 **shows** the differences ...

18- Eğer düz cümlede "do / does" yardımcı fiilleri kullanılıyorsa bunlar vurgu amaçlıdır.

Örnek

- He **does know** everything you said about him.
- I **do understand** why she doesn't want to come to our party.

19- Zaman bildiren cümlelerde, temel cümlecik "Present Simple" veya "Future Simple" ile oluşturulmuşsa zarf cümlecigi çoğu zaman Present Simple ile olur.

Örnek

- **When** she **goes** shopping, she always **buys** unnecessary things.
- We won't go out **until** it **stops** raining.

20- Koşul cümlelerinde, type 0 ile oluşturulan cümlenin her iki tarafında, type I ile oluşturulan cümlenin ise sadece if-cümlecğinde ve benzer diğer koşul cümlelerinin 1. türünde gelecek anlamı taşısa da future simple yerine present tense (veya present perfect tense) kullanılır.

Örnek

- **Unless** she **finishes** the report, she won't be able to get a promotion.
- **If** you **park** your car here, it will be towed away.

C) "To be" fiilinin "The Simple Present Tense" veya "The Present Progressive Tense" ile kullanılma durumu:

"To be" fiili "am/is/are" biçiminde hem "The Simple Present Tense" hem de "The Present Progressive Tense" olarak kullanılabilir. Cümlede hangi kullanımın olduğu anlamdan çıkarılabilir.

Örnek

- He **is** very busy. He doesn't want anybody to disturb him. (Şu an)
- When he **is** very busy, he prefers not to be disturbed by anybody. (Genel durum)

D) "The Simple Present Tense" Time Phrases / Frequency Adverbs:

İngilizce'de en çok bu zamanla zarf ya da zarf takımları kullanılır. Bunlardan bazıları aşağıda verilmiştir.

all the time	constantly	often	every now and then	at all times
usually	permanently	rarely	every semester	once in a while
habitually	sometimes	every week	hardly ever	frequently
now and again	most of the time	always	normally	regularly
ever	for eternity	often	mostly	sporadically
twice a week	seldom	commonly	repeatedly	infrequently
never	generally	intermittently	occasionally	continuously
every class/ day/ holiday/ hour/month/ year		every other day / week / month / year		
Every four weeks / five years / 3 days / 10 mins				

1- "Sıklık Zarfları" ve "zarf takımları", "How often...?" sorusuna cevap vermek için kullanılan zarflardır ve bir eylemin/durumun gerçekleşme sıklığını belirtmek için kullanılır. Bu zarfların cümlede kullanım yerleri konusunda farklı durumlar söz konusudur. Sadece fiil kullanılan ve yardımcı fiilin olmadığı durumlarda "Sıklık Zarfları" genelde cümle ortasında, öznenin sonra veya fiilden önce kullanılır.

Örnek

- She **occasionally** goes to the theatre.
- 2- Ana fiil olarak cümlede "to be" fiili kullanıldığında, "Sıklık Zarfları" "to be" fiilinden sonra gelir.

Örnek

- Lucy is **permanently** in Istanbul.
- Carlos and Jill are **regularly** late for work.

3- Kısa cevap kullanımlarında durum farklı olabilir.

Örnek

- **Speaker A:** Is Mr. Johnson **always** so rude?
Speaker B: Yes, he **always** is.
- **Speaker A:** Tell her not to be late.
Speaker B: She **never** is.

4- Zarf vurgulanmak istendiğinde öznenen sonra kullanılabilir.

Örnek

- **Speaker A:** What are you doing here? Shouldn't you be at school?
Speaker B: I **normally** am in school on weekdays, but my teacher is ill.
- **Speaker A:** Are you tired?
Speaker B: I **usually** am tired on Mondays, because it's my busiest day.

5- Eğer cümlede ana fiil dışında yardımcı fiil de kullanılmışsa, bu durumda zarf, yardımcı fiilden sonra kullanılır.

Örnek

- I must **always** go home early.
- The teacher doesn't **often** complain about his students.
- We don't **usually** speak Turkish in English classes.

6- Zorunluluk bildiren 'have to', 'has to' yapılarında zarflar, bu yapılardan önce kullanılır.

Örnek

- I **often** have to go shopping.
- He **usually** has to come to school by train.

7- Vurgu amacıyla "Sıklık Zarfları" cümle başında kullanılabilir. Cümle sonunda "Sıklık Zarfları"nın kullanımı yaygın değildir. Ancak zarfı başta kullanmak unutulmuşsa vurgu için cümle sonunda da kullanılabilir.

Örnek

- **Sometimes**, I forget to do my homework.
- I forget to do my homework **sometimes**.

8- "Always" emir cümleleri dışında cümle başında veya sonunda kullanılmaz.

Örnek

- **Always** remember to eat fruit.

9- "Never", "seldom", "rarely" cümle sonunda kullanılmaz. Polemik içeren iddialı cümlelerde, cümle başında kullanılabilirler ve sonra gelen Tense yapısının "Devrik" (Inverted) olması gerekir.

Örnek

- **Seldom do** they go shopping because they earn little money.
- **Rarely does** he read the newspaper.
- **Never does** food taste so good as when eaten with friends!

10- Soru cümlelerinde "Sıklık Zarfları" ana fiilden önce kullanılır. Ancak "never", "seldom", "rarely" ve olumsuz anlam taşıyan diğer "Sıklık Zarfları" soru cümlelerinde kullanılmaz.

Örnek

- Do you **often** go to the cinema?

11- Olumsuz cümlelerde "Sıklık Zarfları" ana fiilden önce kullanılır. Ancak "never", "seldom", "rarely" ve olumsuz anlam taşıyan diğer "Sıklık Zarfları" olumsuz cümlelerde kullanılmaz.

Örnek

- They don't **often** go to the cinema.
- They **never** go to the cinema.

12- "zarf takımları" cümlelerin ya en başında ya da sonunda kullanılır.

Örnek

- **Every semester**, we visit a different museum.
- We visit a different museum **every semester**.

E) Non-Progressive Fiiller:

"Progressive Tense"lerin sorgulandığı sorularda hata yapmanıza sebep olabilecek en önemli konu "Non-Progressive" fiillerdir. "Non-Progressive" fiiller süreç bildirmeyen ve bu yüzden Progressive Tenselerle kullanılmayan fiillerdir. Burada dikkat edilmesi gereken nokta şudur: Bazı fiiller kural gereği "Non-Progressive" iken, diğerleri duruma bağlı olarak ve anlamları yorumlandığında "Non-Progressive" olabilirler. Başka bir deyişle, ilk gruba gelen fiilleri ezberlemeniz yeterli iken, ikinci gruba giren fiillerde, fiil ile nesnesini birlikte düşünerek yorum yapmak gerekir.

Kural Gereği Non-Progressive Olan Fiiller**State**

acknowledge	contain	forget	notice	sound
advise	*cost	imagine	owe	suppose
*appear	decide	include	prefer	*think
assume	decline	know	realise	understand
* be	distinguish	look	recognise	want
believe	doubt	mean	remember	* weigh
consist of	exist	need	seem	

Emotion

abhor	dislike	hate	mind
appreciate	envy	like	promise
care	fear	loathe	refuse
desire	forgive	love	wish
detest			

Possession	Senses
belong	* feel
* have	* hear
own	* see
possess	* smell
	* taste

Duruma Bağılı Olarak Non-Progressive Olan Fiiller

abandon	complete	discover	explode	give up	join	open	stop
arrive	crash	enter	fall	graduate	jump	pass	turn up
begin	cut	exist	find	hire	lend	promote	vanish
collide	disappear	expel	finish	hit	meet	start	wound

Uyarı

✓ “*” ile işaretli olan fiiller bazı durumlarda Progressive Tense'lerle kullanılabilir.

F- Non-Progressive Fiiller İle İlgili İstisnalar:

1- Yukarıdaki listede yer alıp bazı anlamlarda kullanıldıklarında “Progressive Tense”ler ile kullanılabilen fiiller ve kullanıldıkları anlamlar şunlardır:

Think:

a. 'Sanmak, zannetmek' anlamında kişisel görüş bildirmek için kullanıldığında Progressive Tense'lerle kullanılmaz.

Örnek

- I **think** that the teacher is a bit angry with us.
- My dad **thinks** that the government should do something about the problem of street children.

b. 'Düşünmek, planlamak, tasarlamak' anlamındaysa Progressive Tense'lerle kullanılabilir. Burada 'think of/about' kullanımına dikkat ediniz.

Örnek

- I am **thinking of** going to the cinema tonight.
- Are you really **thinking about** dropping out of university?

See:

a. 'Görmek' anlamındaysa Progressive Tense'lerle kullanılmaz.

Örnek

- I **see** you've just had a hair cut; it suits you.

- b. 'Görüşmek, ziyaret etmek, flört etmek, başkalarının göremediği şeyleri (hayalet) görmek' anlamındaysa Progressive Tense'lerle kullanılabilir.

Örnek

- We **are seeing** an estate agent about our house next week.
- She can't have seen a ghost, she's just **seeing** things.
- No, I'm not **seeing** anyone at the moment.

Smell:

- a. 'Kokmak' anlamındaysa Progressive Tense'lerle kullanılmaz.

Örnek

- What are you cooking? It **smells** great.
- Those dogs **smell** awful; I think they need a bath.

- b. 'Koklamak' anlamındaysa Progressive Tense'lerle kullanılabilir.

Örnek

- I'm **smelling** this sauce to check that it is okay.

Taste:

- a. Bir nesnenin tadından söz ediyorsak (tadı ...olmak) Progressive Tense'lerle kullanılmaz.

Örnek

- This pie **tastes** fantastic, it must be all the herbs in it.
- The soup at that restaurant **tastes** a bit funny.

- b. 'Tadına bakmak' anlamındaysa Progressive Tense'lerle kullanılabilir.

Örnek

- My dad is **tasting** the wine to make sure that it is okay.

Feel:

- a. Bir nesnenin ve durumun bize verdiği hissi ifade ediyorsa Progressive Tense'lerle kullanılmaz.

Örnek

- The bed **feels** comfortable because the mattress is soft, which is how I like it.
- The massage **feels** good and the way it relaxes my body affects my entire nervous system.

- b. 'Düşünmek' anlamında (görüş bildirmek için) kullanıldığında da Progressive Tense'lerle kullanılmaz.

Örnek

- The jury **feels** that the defendant is innocent.

- c. 'Sezinlemek, ummak' anlamındaysa Progressive Tense'lerle kullanılmaz.

Örnek

- As long as you are honest about your feelings and look at your situation realistically, I **feel** you will reach a healthy resolution one way or another.

- d. 'Hissetmek' anlamındaysa Progressive Tense'lerle de kullanılabilir.

Örnek

- I **feel** ashamed that I lied to her. / I'm **feeling** ashamed that I lied to her.

Appear:

- a. 'Gibi görünmek' anlamındaysa Progressive Tense'lerle kullanılmaz.

Örnek

- In the waiting room, Mr. Smith **appears** confused and is unable to understand simple directions from the nurse to hang up his coat.

- b. 'Ortaya çıkmak' veya 'sahneye, televizyona çıkmak' anlamındaysa Progressive Tense'lerle kullanılabilir.

Örnek

- My favourite singer **is appearing** at the jazz club tonight.

Weigh:

- a. Bir nesnenin veya kişinin ağırlığını ifade etmek için Progressive Tense'lerle kullanılmaz.

Örnek

- The doctor weighed him and he **weighs** 80 kilos! That means he's gained 15 kilos since last spring.

- b. 'Tartmak, ölçüp biçmek, değerlendirmek' anlamındaysa Progressive Tense'lerle kullanılabilir.

Örnek

- If you **are weighing** the food in a container, you can subtract the weight of the container from the total weight to get the weight of the food.

Be:

- a. 'To be' fiilinin Present hali 'am/is/are' dir ve 'The Simple Present Tense' ve 'The Present Progressive Tense' için aynı biçimde kullanılır.

Örnek

- I **am** very tired after chasing around in the jungle looking for rhinos. (Now)
- Happiness **is** what we get when we strive for the best that is within us. (General)

- b. Bu fiil konuşmanın geçtiği sırada bir değişimi vurguluyorsa, bazı sıfatlarla "The Present Progressive Tense" ile ana fiil olarak kullanılabilir.

Örnek

- You **are being** very inconsiderate to all of the other people in the theatre!
- He **is being** very humble. A talented man like him should never remain in the shadows.

Live:

- a. Bu fiil ile sürekli oturduğumuz yeri ifade ediyorsak, "The Simple Present Tense" kullanılır.

Örnek

- I **live** at number 13 and would like it changed. Can this be done?

- b. Ancak geçici olarak ikamet ettiğimiz yeri ifade etmek için "The Present Progressive Tense" kullanırız.

Örnek

- She **is living** with 4 roommates in a double bedroom apartment.

Hear:

- a. 'İşitmek, dinlemek' anlamında "Duyu Fiil" olarak kullanıldığında "Progressive Tense"lerle kullanılmaz.

Örnek

- I can **hear** some strange music coming from next door.
- I **hear** that the professor has refused to take part in the conference

- b. "Tanık dinlemek" anlamında "Progressive Tense"lerle kullanılabilir.

Örnek

- The judge **is hearing** the witnesses from both sides.

- c. Şu an, önceden gelen bir süreklilik ve gelecekte de bu sürekliliğin devam etmesi kaydıyla "sürekli haber almak" anlamında kullanılır.

Örnek

- We're **hearing** that customers are pleased with our products.
- I **have been hearing** voices for some time now.

Have:

- a. 'Sahip olmak' anlamında Progressive Tense'lerle kullanılmaz.

Örnek

- I **have** some debts which I have to pay in a very short time.
- She has worked very hard and now she **has** a luxurious car.
- George can't come to school today because he **has** a broken arm.

- b. 'Bir deneyim yaşamak', 'tecrübe etmek', 'tüketmek' vs. gibi anlamlarda kullanıldığında Progressive Tense'lerle kullanılabilir. Bu kullanım başka bir sözcükle birleşip eylem bildirir ve 'have+isim' şeklinde kullanılır. Bu nedenle kalıplaşmış ifadeler bilinmelidir.

Örnek

- They **are having** an argument again!
- **Are we having** a ride in the car this afternoon?

c. "have" fiilinin sahip olmak anlamı dışında "have+isim" şeklinde kalıplaşmış kullanımlarından bazıları şunlardır:

have an affair	have dinner	have a haircut	have a trip
have an argument	have a drink/coffee	have a problem	have a cigarette
have a baby	have a drive	have a holiday	have a rest
have a bath/shower	have a dream	have a lesson	have a ride/walk
have breakfast	have fun	have a lift	have a row
have a break	have a game	have lunch	have a shave
have a chat	have a meeting	have a sleep	have a talk
have a good time	have a meal/snack	have supper	
have a date	have good/bad weather	have a nap	
have a day-off	have a good journey/flight	have a nightmare	

2- Ayrıca birçok "Non-Progressive" fiil aşamalı değişme / gelişme ifade ederken "Progressive Tense"lerle kullanılabilir.

Örnek

- These days, more and more people **are preferring** to take early retirement.
- Prices **are falling** these days due to the economic improvements.

3- "**see, hear, taste, smell, understand, remember**" gibi "Non-Progressive" fiillerde Progressive anlam vermek için "can" kullanılır.

Örnek

- I **can see** Sue coming down the road.
- **Can you smell** something burning?

4- "Non-Progressive" olan fiiller, "Progressive Tense"ler ile kullanılmadıkları için "Alternatif Tense Tablosu"ndaki karşılıkları ile kullanılabilir ve "Progressive" anlam taşıyabilirler.

NON-PROGRESSİVE FİİLLER İÇİN ALTERNATİF TENSE TABLOSU	
Kullanılması Beklenen Tense	Kullanılması Gereken Tense
The Present Progressive Tense	The Simple Present Tense
The Past Progressive Tense	The Simple Past Tense
The Present Perfect Progressive Tense	The Present Perfect Tense
The Past Perfect Progressive Tense	The Past Perfect Tense
AYRICA	
The Future Progressive	The Simple Future
The Future Perfect Progressive	The Future Perfect

Örneğin "I am loving you." yerine "I love you." veya "I have been knowing him for many years." yerine "I have known him for many years." kullanılır. "Non-Progressive Fiiller" ile kullanıldığında Progressive olmayan Tense'ler "Progressive Tense" gibi çevrilebilir.

The Simple Past Tense

A) Genel Özellikleri:

- 1- "The Simple Past Tense" geçmişte kalmış ve zamanı belli olan eylem ve durumları ifade etmek için kullanılır.
- 2- Olumlu ve olumsuz/soru cümle yapısı farklılık gösterir. Fiil bütün kişilerde aynı şekilde kullanılır. Bu Tense'de kullanılan ana fiilin past hali - başka bir deyişle ikinci hali(V2)- olması gerekir. Fiillerin "The Simple Past Tense"de kullanımları iki şekilde gerçekleşir: "Düzenli ve Düzensiz fiiller"

Regular Verbs (Düzenli Fiiller) : Bu gruptaki fiiller "The Simple Past Tense" ile kullanıldığında fiilin sonuna "-ed" takısı eklenir.

Irregular Verbs (Düzensiz Fiiller) : Bu gruptaki fiillerin ikinci (V2) ve üçüncü (V3) hallerinin ezbere bilinmesi gerekir.

	V ¹ [base]	V ² [past]	V ³ [past participle]
Regular Verbs	work	worked	worked
	explode	exploded	exploded
	like	liked	liked
Irregular Verbs	go	went	gone
	see	saw	seen
	cut	cut	cut

- 3- "The Simple Past Tense"de cümle yapısı şu şekildedir:

+ Özne	fiil ₂	nesne/yer/zaman
I	saw	you with a handsome man yesterday.
You	cleaned	your room last week.
A cat	ate	my sandwich.

- Özne	did + not	fiil	nesne/yer/zaman
We	did not (didn't)	meet	them last night.
Our teacher	did not (didn't)	ask	difficult questions to us.

? Did	Özne	fiil	nesne/yer/zaman
Did	you	watch	the news on TV?
Did	Mrs. Doran	stay	at that hotel?

- 4- "To be" fiili ise "The Simple Past Tense"de "was/were" olarak kullanılır.

+ Özne	to be	nesne/yer/zaman
I / He / She	was	very late for work yesterday.
You / We / They	were	drunk last night.

- Özne	to be + not	nesne/yer/zaman
I / He / She	was not (wasn't)	at school on Monday.
You / We / They	were not (weren't)	here.

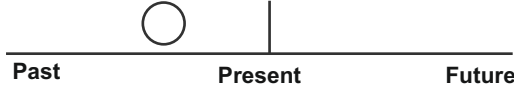
? to be	Özne	nesne/yer/zaman
Was	he / she / I	your teacher?
Were	you / we / they	happy with their job?

5- -ed ekinin kullanımı:

Fiil ... ile bitiyorsa	-ed takısı eklemek için	Örnek:
-e	-d eklenir.	smile - smiled date - dated
ünsüz+y	-y harfi -i harfine dönüşür, daha sonra -ed eklenir	try - tried cry - cried
ünlü+ünsüz (w ve y hariç)	ünsüz harf yinelenir, daha sonra -ed eklenir.	tap - tapped commit - committed
diğer tüm durumlarda	-ed eklenir.	boil - boiled fill - filled hand - handed

B) Kullanım Yerleri:

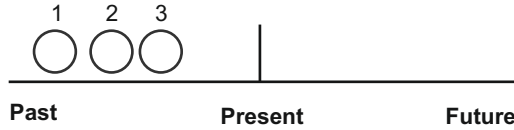
- 1- "The Simple Past Tense" geçmişte kalmış ve zamanı belli olan eylemleri ve durumları anlatmak için kullanılır. Bu kullanımda ya eylemin ne zaman gerçekleştiği belirtilir ya da dinleyen kişinin eylemin ne zaman gerçekleştiğini bildiği varsayılır.



Örnek

- I **saw** Julie at the meeting but she **didn't see** me.
- It **rained** a lot last night.
- We **ran** out of bread; therefore I **went** out to buy some.

- 2- Bu Tense aynı zamanda hikaye anlatım dilinde de kullanılır.



Örnek

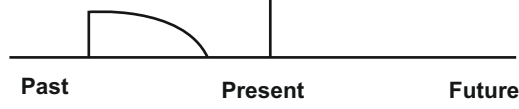
- There **was** a horrible storm that night, but apart from that nothing scary **happened**. The next morning, however, when the family **came down** to breakfast, they **found** the terrible stain of blood once again on the floor. Washington **cleaned** it a second time, but the second morning it **appeared** again...

- 3- Birbirini takip eden ve geçmişte kalmış eylemler bu Tense ile ifade edilir.

Örnek

- The doorbell **rang**, I **came** down and **opened** the door.

- 4- Geçmişte belirli bir zaman aralığı içinde yapılmış veya bitmiş olan bir zamanı kapsamış eylemler, zamanı verilmesede bu Tense'de kullanılır.



Örnek

- We **lived** in Bursa for three years. (Artık Bursa'da yaşamıyorum.)
 - I **worked** there for a long time. (Artık orada çalışmıyorum)
 - **Did** you ever **go** to a Bob Marley concert? (Bu sanatçı artık yaşamadığı için burada Past Tense kullanılmıştır.)
- 5- Geçmişte kalan alışkanlıkları ifade etmek için "The Simple Past Tense" kullanılabilir. Bu kullanımda "used to" yapısı ile aynı işlevi görür. Eylemin bir alışkanlık olduğunu belirtmek için cümlede "always", "often", "usually" ve "never" gibi "Sıklık Zarfları" da kullanılabilir.

Örnek

- I **smoked** two packets of cigarettes a day when I **was** in my thirties.
- He **played** the piano very well until he had that illness.

Uyarı

- ✓ "Eskiden sigara içiyordum" gibi geçmişte kalmış alışkanlıkları ifade eden cümlelerde sanki "The Past Progressive Tense" (was/were doing) kullanılabiliymiş gibi bir durum ortaya çıkıyor. Ancak "The Past Progressive Tense", geçmişte belirli bir noktada devam etmekte olan eylemleri ifade etmek için kullanılır. Dolayısıyla bu tür durumlarda Türkçe ifadeye aldanıp "The Past Progressive Tense" kullanılmamalıdır. Bunun yerine "used to do" ile aynı anlamda kullanılabilen "The Simple Past Tense" kullanılmalıdır.

- 6- "When" ile geçmişte kalmış eylem veya durumlar hakkında soru sorarken ve ayrıca cümlede "When ...?" sorusunun cevabı olabilecek herhangi bir ifade varsa "The Simple Past Tense" kullanılır.

Örnek

- Her husband arrived home **very late** last night. (When did he arrive? very late)
- When **did** you buy your car?

- 7- Gazete manşetlerinde kullanılan "The Simple Past Tense" edilgen (passive) anlam taşır.

Örnek

- "TWO SOLDIERS **KILLED** IN EXPLOSION"
- "TOP BANKER **KIDNAPPED**"

- 8- Eğer olumlu cümlede "did" yardımcı fiili kullanılıyorsa bu vurgu amaçlıdır.

Örnek

- I **did meet** her yesterday. Why don't you believe me?
- My brother **did eat** the whole pizza.

- 9- Bazı cümle yapılarında fiil anlam olarak “present” ya da “future” zamana yönelik olmasına karşın “past tense” ile kullanılır. Bu tür kullanımlar genellikle “type 2” koşul cümlelerinde ve “It’s (high) time” ile oluşturulmuş cümlelerde kullanılır.

Örnek

- It’s very late. **It’s high time** you **went** to bed.
- **If I were** you, I wouldn’t say anything to her.
- **I wish I had** some time to go on holiday.
- **I’d rather** he **didn’t** snore so much. I can’t sleep well.

C) “The Simple Past Tense” Time Phrases:

2 minutes ago	a long time ago	in 1990
in June	in 18th century	in ancient times
in Medieval Times	last Friday /month	last night/year
on Saturday	six months ago	ten minutes ago
the other day	two years ago	yesterday

The Past Progressive Tense

A) Genel Özellikleri:

- 1- “The Past Progressive Tense” geçmişte belirli bir zamanda devam etmekte olan eylemleri ifade etmek için kullanılır.
- 2- Cümle yapısı “to be” yardımcı fiilinin geçmiş zaman biçimi olan “was / were” hallerinden kişiye uygun olan birisi ile birlikte Present Participle (Ving) kullanılarak elde edilir. Kullanım biçimi şu şekilde tablolaştırılabilir:

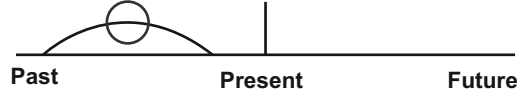
+ Özne	to be (past form)	fiil_{ing}	nesne/yer/zaman
I / He / She	was	listening	to you.
You / We / They	were	talking	on the phone.

- Özne	to be + not (past form)	fiil_{ing}	nesne/yer/zaman
I / He / She	was not (wasn't)	staying	with us.
You / We / They	were not (weren't)	arguing.	

? to be(past form)	Özne	fiil_{ing}	nesne/yer/zaman
Was	I / he / she	playing	football in the garden?
Were	you / we / they	studying	in the room?

B) Kullanım Yerleri:

- 1- "The Past Progressive Tense" geçmişte belirli bir noktada gerçekleşmekte olan eylemleri anlatır. Bu tür bir kullanımda "this time last year", "this time last week", "at this moment yesterday", "yesterday at 11 o'clock" gibi zaman zarfları kullanılır.

**Örnek**

- I **was packing** my things last night at 9.30 p.m.
- We **were having** lunch yesterday.
- She **was talking** on the phone this time yesterday.

- 2- Geçmişte planlanmış bir olayın öncesini ifade etmek için kullanılır.

Örnek

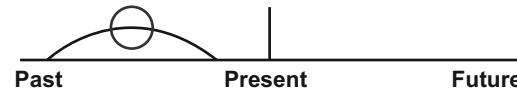
- She **was watching** the birds when she accidentaly **walked** into her friend.

- 3- "The Present Progressive Tense"de olduğu gibi "The Past Progressive Tense" de geçmiş zamanda sonradan yapılacak olan planları gündeme getirir.

Örnek

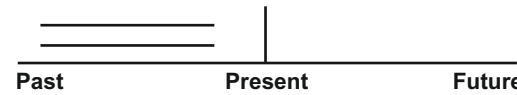
- I **was meeting** Joe that night as he **was taking** me to the theatre.

- 4- "The Past Progressive Tense" pek çok durumda "The Simple Past Tense" ile birlikte kullanılır. Bu tür bir kullanımda cümlede çoğu zaman "when, as, just as, while" gibi bağlaçlar olur. "The Past Progressive Tense" daha uzun süreli eylemi anlatırken, araya giren eylem "The Simple Past Tense" ile ifade edilir.

**Örnek**

- **Just as** Dad **was leaving** the house, it started to rain heavily.
- I **was having** my lunch **when** the children broke my window.
- **While** she **was listening** to some very important news, her son began to sing loudly.

- 5- "While", "as", "at the time (that)" veya "during all the time (that)" kullanarak geçmişte bir noktada devam etmekte olan iki paralel eylemi ifade etmek için de bu Tense kullanılır.

**Örnek**

- While my mother **was cooking** dinner, I **was playing** a computer game.
- One clown **was juggling** at the same time (that) he **was balancing** a glass of wine on his head.

- 6- "The Present Progressive Tense"de olduğu gibi "The Past Progressive Tense" de sürekli yapılan ve şikayet, rahatsızlık, yakınma ifade eden cümlelerde "always, constantly" gibi zarflarla kullanılır.



Örnek

- She was **always** making terrible noise.
- You were **constantly** complaining about something.
- When he worked here, Roger **was always making** mistakes.

- 7- Geçmişteki bir havayı (atmosferi) tasvir etmek için veya bir dizi eylemi arka arkaya ifade ederken de "The Past Progressive Tense" kullanılabilir.

Örnek

- The young couple **were walking** home together after the party. They **were holding** hands and **were speaking** excitedly about their plans. Suddenly, something moved in the shadows...
- When I walked into the office, several people **were** busily **typing**, some **were talking** on the phones, the boss **was yelling** directions, and customers **were waiting** to be helped. One customer **was yelling** at a secretary and **waving** his hands. Others **were complaining** to each other about the bad service...

- 8- Bu Tense aynı zamanda kibar isteklerde de kullanılabilir.

Örnek

- I **was wondering whether** you could give me some information about this CD player. (Rice etsem...)
- 9- "Wish" ile oluşturulan cümlelerde, içinde bulunulan anda hayal edilen veya gerçek dışı olan şeyleri ifade etmek için kullanılır.

Örnek

- I **wish** it weren't snowing **now**.
- I **wish** I was flying to Boston **next week**.

- 10- "The Past Progressive Tense", neden - sonuç ilişkisi ifade eden bağlaçların yer aldığı cümlelerde de kullanılabilir.

Örnek

- Mum was shouting at me, **so** I didn't answer the phone.
- He couldn't talk to you **because** he was writing a report about the event.

- 11- Daha önce detayları verilen "Non-Progressive" fiiller bu Tense ile kullanılmaz. Bunun yerine aynı anlam "The Simple Past Tense" kullanılarak verilir.

Örnek

- She **looked** extremely upset yesterday, so I told her she didn't need to come to work today. (Dün son derece üzgün görünüyordu, dolayısıyla ...)
- I **knew** he would not accept my offer. (Teklifimi kabul etmeyeceğini biliyordum.)

12- Tasarımlardan veya beklentilerden söz ederken kullanılır. Ancak bu durum genellikle gerçekleşmemiştir.

Örnek

- I **was planning** to go on holiday in June **but** I didn't.
- They **were expecting** a brilliant holiday **but** they didn't because of the bad weather.

13- Sık olmamakla birlikte "until" ve "before" ile kullanılan zarf cümlecikleriyle birlikte kullanılan temel cümlecikte "The Past Progressive" kullanılabilir.

Örnek

- I was studying hard **until** I passed the university exam.
- He was staying in a cottage **before** he won the lottery and became very rich.

14- Geçmişte belirli bir zaman diliminde tekrarlanan olayları anlatmak için kullanılır.

Örnek

- Her husband **was looking** after their daughter while she was working.

C) The Simple Past Tense ve The Past Progressive Tense ile "when" ve "while" bağlaçlarının kullanılması

"When" ve "while" yaygın bir şekilde "The Past Progressive Tense" ile kullanılır. Ancak bu bağlaçlarda YAN cümle ve TEMEL cümlelerin Tense'leri ile ilgili farklı kullanımlar söz konusudur. Şimdi bu kullanımları tek tek inceleyelim.

1- **[When The Simple Past Tense], The Past Progressive Tense** (=geçmişte bir olayın öncesi hakkında bilgi vermek için)

Örnek

- **When** I **entered** the lodge, she **was writing** at a table in a corner.
- They **were examining** the patient **when** he suddenly **went** into a coma.

2- **[When The Simple Past Tense], The Simple Past Tense**(=geçmişte ardı ardına yaşanan olayları anlatırken)

Örnek

- **When** he **completed** his master's degree in industrial administration, Krapek **had** his choice of which companies to work for.
- **When** we **heard** of the devastating fire, we **got** together and **decided** that we should give some money to the families.

3- **[While The Past Progressive Tense], The Past Progressive Tense**(=geçmişte aynı anda sürmekte olan olayları anlatırken)

Örnek

- **While** they **were talking**, she **was listening** to him very attentively.
- **While** I **was examining** the patient, he **was talking** to himself.

- 4- **[While The Past Progressive Tense], The Simple Past Tense**(=geçmişte sürmekte olan bir eylemi kısa süreli veya ani olarak meydana gelen bir başka eylemin kesmesi)

Örnek

- **While** we **were eating** our breakfast, we **heard** a loud crash from outside.
- **While** she **was trimming** the apple tree, she **fell off** the ladder and broke her leg.

- 5- **[While The Simple Past Tense], The Simple Past Tense**(=geçmişte süreç bağlaçla dile getiriyorsa, "while"dan sonra "The Past Simple" kullanılır.)

Örnek

- **While** I **lived** in Ecuador, I **worked** for a travel agency and **spent** a lot of time in Costa Rica.
- **While** he **worked** on the train, young Edison **continued** to experiment by setting up a laboratory in the baggage car.

- 6- **[When The Past Progressive Tense], The Simple Past Tense**(=iki geçmiş eylem birbiri ile çıkışıyorsa sürmekte olan eylem "when" ile de ifade edilebilir.)

Örnek

- **When** I **was walking** through the neighbourhood one day, I **came** across a cat that **meowed** very loudly and **kept** rolling around on the grass.
- **When** she **was carving** the meat for dinner, she **cut** herself on the sharp knife.

Uyarı

- ✓ Tüm bu yapılarda köşeli parantez içinde kullanılan Tense YAN cümleye aittir. Diğeri ise TEMEL cümlenin Tense'idir. Bu tür bağlaç kullanımlarında TEMEL cümle bağlaçtan önce de kullanılabilir; ancak YAN cümle ait olduğu bağlaçtan ayrılmaz. Bu yüzden sorularda bazen bağlaç cümle başında, bazen de cümle ortasında verilebilir. Bağlaç, ister başta ister ortada kullanılsın, bağlaçtan sonra gelen cümle her zaman YAN cümledir.

D) "The Past Progressive Tense" Time Phrases :

this time yesterday	this time	two years ago	last year	yesterday	
then	while	as	during	just as	an hour ago

Used To / Would

İngilizce'de alışkanlık ve eskidenlik ifade etmek için kullanılan iki temel yapı vardır. Bunlar "used to" ve "would" olarak bilinir. Ancak "used to" yapısı ile ilgili olarak iki farklı "Type" vardır.

Type 1: S+ used to + V₁: Bu kullanımda "used to" bir kalıptır. Stative fiiller hariç tüm durumlarda "used to" yerine "would" kullanılabilir. Stative fiiller, "be, have, know, live" gibi durum bildiren fiillerdir.

Type 2: S+ be/get/become used to + Ving/İsim : Bu kullanımda ise "used" sıfattır ve kendinden sonra gelen "to" preposition olarak değerlendirilmelidir.

Bu konu ile ilgili daha ayrıntılı bilgi Unit 5'te (Modals and Semi-Modals) verilmiştir.

Konu Testi 1

1-20. sorularda boşluklara uygun gelen seçeneği bulunuz.

1. Jack ---- to Holland next week and so he has to get some money changed.

- A) is going B) went
C) had gone D) was going
E) has gone

2. While Brian ---- the dinner, his wife ---- him to tell him that she would be late home.

- A) is making / was phoning
B) made / was phoning
C) was making / phoned
D) will make / is going to phone
E) is going to make / phones

3. After living in Brazil for a few years you ---- that you will get used to the heat.

- A) found B) will find
C) are finding D) were finding
E) have found

4. Studies ---- that the key to losing weight is to be comfortable and happy within yourself.

- A) were showing B) will show
C) showed D) show
E) were going to show

5. When I ---- Susanna on the road, she ---- a blue dress and a pink hat.

- A) saw / was wearing
B) see / will wear
C) am seeing / is wearing
D) was seeing / wore
E) have seen / wears

6. My Grandmother ---- on her own when I ---- round to her house last week.

- A) will be / call
B) is / am calling
C) is going to be / will call
D) has been / was calling
E) was / called

7. I ---- fatter, but I went on a diet, and now I'm a lot happier with my appearance.

- A) will be B) used to be
C) am D) have been
E) am going to be

8. The teacher ---- the students that they would have a test on Tuesday and that they should revise hard for it.

- A) is going to tell B) tells
C) will tell D) told
E) was telling

9. The government ---- currently ---- to improve the primary school system.

- A) are / trying B) were / trying
C) will / try D) have / tried
E) are/going to try

10. It ---- a lot in April in this country but by May it is usually dry.

- A) always rained B) was always raining
C) always rains D) will always rained
E) has always rained

NETyds

NETyds

11. Michael ---- all day, so I think that he probably needs to go to the doctors.

- A) was coughing B) has been coughing
C) will cough D) coughed
E) coughs

12. The company ---- its plans to open a new office until everything ----.

- A) doesn't announce / was finalised
B) isn't announcing / will be finalised
C) wasn't announcing / has been finalised
D) didn't announce / had been finalised
E) hasn't announced / is going to be finalised

13. While I ---- at the doctor's surgery, an old friend ---- in.

- A) was waiting / walked
B) am waiting / walks
C) waited / is walking
D) waited / is going to walk
E) am going to wait / has walked

14. I ---- never ---- to Paris, but I ---- up for it at the moment.

- A) will / be / saved
B) had / been / save
C) is / going to be / was saving
D) can / be / had saved
E) have / been / am saving

15. I ---- able to attend your first class, but I ---- to every class after that.

- A) am not going to be / have come
B) wasn't / was coming
C) am not / came
D) won't be / am going to come
E) haven't been / come

16. They ---- a party in the house next door all night last night and so I ---- any sleep.

- A) had / wasn't getting
B) were having / didn't get
C) will have / don't get
D) are having / am not getting
E) are going to have / won't get

17. Just as he ---- work, the phone ---- and he had to answer it.

- A) is leaving / rings
B) left / was ringing
C) was leaving / rang
D) leaves / has rang
E) has left / rang

18. Although he ---- his job at the factory, he ---- not to quit.

- A) didn't like / decided
B) hasn't liked / decides
C) doesn't like / was deciding
D) won't like / is going to decide
E) isn't going to like / has decided

19. When I ----, the first thing I do is check my emails.

- A) will wake up B) wake up
C) is going to wake up D) is waking up
E) was waking up

20. The postman ---- to the door just I was about to leave for work.

- A) came B) has come
C) will come D) comes
E) is going to come

NETyds

NETyds

11. Please don't disturb your father, as he's very tired and ---- a nap in the living room.

- A) was having B) has
C) has got D) is having
E) used to have

12. Elçin and Didem ---- a huge argument the other day, so they're ---- not talking to each other.

- A) have / also B) were having / yet
C) are having / already D) had / still
E) were having / never

13. I can never understand women because the other day Silvia told me everything ---- over and now she ---- as if nothing ever happened.

- A) was / is behaving B) was / behaved
C) would be / was behaving D) is / used to behave
E) used to be / behaved

14. As the ascending air ---- down, it gradually ---- more humid and can eventually be saturated, thus forming clouds.

- A) cools / is becoming B) cooled / was becoming
C) was cooling / became D) cools / becomes
E) is cooling / used to become

15. The oldest known artefacts ---- crude stone implements which ---- back to three million years ago.

- A) used to be / date B) are / date
C) were / are dating D) would be / dated
E) are / dated

16. At the moment, I ---- to save money so I ---- a new motorbike.

- A) am trying / can buy B) try / buy
C) was trying / would buy D) used to try / bought
E) was trying / bought

17. Drug tolerance ---- when your body ---- used to the medicine you are taking, and your medicine does not relieve the pain as well as it once did.

- A) would occur / is getting B) occurred / is
C) occurred / was D) is occurring / gets
E) occurs / gets

18. We ---- a steel door and everything ---- pretty much insured.

- A) have / is B) are having / is
C) used to have / could be D) had / was being
E) have / would be

19. Karen ---- the only one who would listen to me when I ---- up the decision I had to make.

- A) is / weigh B) used to be / would weigh
C) was / am weighing D) was / was weighing
E) would be / weighed

20. I ---- across those documents when I ---- through my grandfather's belongings.

- A) come / go B) came / was going
C) was coming / would go D) came / am going
E) was coming / used to go

Konu Testi 3

1-20. sorularda boşluklara uygun gelen seçeneği bulunuz.

1. **At the very moment she ---- the door handle, it ---- off in her hand.**
A) is pulling / comes B) was pulling / is coming
C) pulled / was coming D) pull / comes
E) pulled / came
2. **Symptoms of a heart attack ---- widely and ---- other conditions such as indigestion or heartburn.**
A) are varying / are indicating B) vary / can indicate
C) varied / would be indicating D) vary / indicated
E) varied / were indicating
3. **At this time last year, I ---- for a company that ---- to pay its employees on time.**
A) was working / neglected
B) work / was neglecting
C) am working / is neglecting
D) worked / can neglect
E) am used to working / neglected
4. **My boss ---- that for the time being there ---- no more overtime.**
A) said / used to be B) says / was
C) is saying / was being D) is saying / was
E) said / would be
5. **Once you ---- used to looking at stereographic pictures, you can get the effect within a second or two.**
A) are getting B) will get
C) get D) had got
E) would get
6. **Have you seen Mick yet? I ---- to pay back the money I ---- from him the other day.**
A) wanted / borrow B) want / was borrowing
C) wanted / am borrowing D) want / borrowed
E) used to want / borrow
7. **The members of the British rock band 'Muse' ---- while they ---- at university.**
A) met / were B) meet / are being
C) were meeting / were D) are meeting / are
E) meet / were
8. **We ---- a great time at the seaside when all of a sudden Jamie ---- his foot on a piece of broken glass.**
A) are having / cut B) had / was cutting
C) used to have / cuts D) were having / cut
E) had / would cut
9. **Although I ---- used to living here in Istanbul and ---- it to be my home, I still miss London every now and then.**
A) am getting / consider B) got / am considering
C) get / considered D) get / was considering
E) would get / am considering
10. **Daisy ---- used to being left alone in the house, so we ---- to get another cat as company for her.**
A) isn't / decide B) wasn't / decided
C) would not be / decided D) didn't get / are deciding
E) doesn't get / are deciding

11. Debby says she ---- tired of sitting on the shelf and ---- to marry the next man that comes along.

- A) would be / planned B) was / was planning
C) is / is planning D) used to be / planned
E) was / is planning

12. How times have changed! In the past men ---- suits when they went on Friday nights, but nowadays they ---- ripped jeans and baggy T-shirts.

- A) used to wear / worn B) worn / were wearing
C) wear / are wearing D) would wear / wear
E) are wearing / were wearing

13. Cancer treatment today ---- increasingly individualized, both with respect to diagnostic procedures and treatment.

- A) becomes B) is becoming
C) would become D) was becoming
E) used to become

14. When I ---- to the stable as usual this morning, our horse ---- her baby.

- A) went / was having B) was going / would have
C) am going / is having D) go / has
E) would go / had

15. There ---- at least 128 registered archaeological sites along the coast of Oaxaca, most of which ---- from the post-classic period, 1250-1522 AD.

- A) were / are dating B) are / used to date
C) are / date D) would be / dated
E) used to be / date

16. The director of the notorious company ---- to admit his company's ties with the Church of Satan on a talk show tomorrow night.

- A) appears B) is appearing
C) had to appear D) would appear
E) used to appear

17. Though Mohammad Ali ---- the gold medal at the Rome Olympics in 1960, at the time the experts ---- much of his boxing skills.

- A) won / don't think B) wins / aren't thinking
C) won / didn't think D) was winning / don't think
E) is winning / didn't think

18. My mother ---- the flour while she ---- the recipe and didn't notice the cat stealing the meat.

- A) was weighing / was reading B) weighs / is reading
C) is weighing / reads D) used to weigh / reads
E) weighed / reads

19. As a person who ---- a lot of time on each of her moves, my decisions and choices ---- never haphazard.

- A) would spend / were B) was spending / are
C) spends / are D) spent / would be
E) is spending / used to be

20. His work ---- to be good, but we ---- feelings of doubt as to his honesty.

- A) is seeming / have
B) was seeming / used to have
C) would seem / have got
D) is seeming / had
E) seems / are having

Konu Testi 4

1-20. sorularda boşluklara uygun gelen seçeneği bulunuz.

1. **Some people who ---- forward to a new president say they ---- already picked a few good candidates.**
- A) have looked / ---- B) are looking / have
C) looked / are D) have been looking / are
E) will look / have
2. **Fairs are organized public events at which people ---- to exhibit goods or demonstrate services.**
- A) are gathering B) gathered
C) were gathering D) gather
E) used to gather
3. **Look, how fragrant this rose ----! ---- you mind if I pick it up for myself?**
- A) smells / Do B) is smelling / Would
C) smelt / Did D) was smelling / Did
E) smelt / Can
4. **My father ---- the chairs to see whether they ---- soft enough for the dining table in the shop when he received an urgent phone call this morning.**
- A) was feeling / felt B) felt / are feeling
C) is feeling / feel D) used to feel / are feeling
E) has felt / would feel
5. **It is possible that religion ---- to develop as early humans ---- to understand life's mysteries.**
- A) started / tried B) used to start / try
C) is starting / were trying D) was starting / are trying
E) starts / tried
6. **Fairs ---- very important in the 1800s, when factories ---- to mass-produce goods.**
- A) become / begin
B) became / began
C) become / were beginning
D) were becoming / begin
E) became / are beginning
7. **Climates of the world can be classified according to the plants that ---- there.**
- A) were growing B) grew
C) have grown D) grow
E) used to grow
8. **Wild house mice ---- in the homes of people during ancient times, and they took people's food, just as mice ---- today.**
- A) lived / did B) were living / did
C) are living / were doing D) lived / do
E) are living / are doing
9. **The two major factors that ---- child development ---- genetics and the environment.**
- A) influenced / are B) influence / were
C) influence / are D) are influencing / were
E) were influencing / used to be
10. **The town's people are eagerly awaiting the arrival of a film crew for the new Brad Pitt film, which ---- filming on Friday.**
- A) is starting B) would start
C) starts D) was starting
E) started

11. I must confess that you ---- a lot more intelligent and modest than I ---- you to be.

- A) were / was imagining
- B) used to be / can imagine
- C) are being / would imagine
- D) are / imagined
- E) would be / am imagining

12. Beryl won't be in class because she ---- the careers advisor this afternoon.

- A) saw
- B) was seeing
- C) is seeing
- D) used to see
- E) sees

13. I'm so pleased that these chairs ---- as comfortable as we ---- them to be.

- A) are feeling / expected
- B) would feel / can expect
- C) were feeling / expect
- D) are feeling / used to expect
- E) feel / expected

14. John ---- to a man in a black suit and with a goatee beard just now. I wonder what they ---- to each other.

- A) was talking / said
- B) talks / say
- C) used to talk / are saying
- D) was talking / used to say
- E) is talking / would say

15. Michael gives us a hard time for smoking in the office, but I remember the days when he ---- as many as sixty a day.

- A) would smoke
- B) can smoke
- C) smokes
- D) is smoking
- E) is used to smoking

16. I ---- problems with my teeth right now, but my dentist is on holiday and his partner is known as 'Bill the Butcher'.

- A) had
- B) am having
- C) used to have
- D) would have
- E) was used to having

17. I can't believe my eyes! You ---- polite to me, and I hope to learn the reason behind this politeness.

- A) used to be
- B) are
- C) would be
- D) are being
- E) were used to being

18. The weather ---- so miserable at the moment that we ---- indoors until it improves.

- A) was / stayed
- B) used to be / stay
- C) is / are staying
- D) would be / were staying
- E) is / had to stay

19. I can't understand why they ---- to the party even though he knew that his ex-girlfriend would be there and cause trouble.

- A) are going
- B) go
- C) used to go
- D) went
- E) can go

20. I ---- English until the day I started reading a Roald Dahl novel in English and I loved it.

- A) didn't use to like
- B) wasn't liking
- C) don't like
- D) couldn't like
- E) am not liking

Konu Testi 5

Sentence Completion

1.-6. sorularda cümleyi uygun şekilde tamamlayan ifadeyi bulunuz.

1. ----, I will not be so affected by it anymore.

- A) When the day comes when I have finally accepted the reality
- B) Unless you told me the truth without missing any single detail
- C) If you didn't insist on being invited to their event so much
- D) Don't mention such disgusting things to me especially in the morning
- E) After everyone had learned about the dark side of the manager

2. When he offered me the position, ----.

- A) I have decided to accept it without thinking much
- B) he is still trying to determine if he has done the right thing
- C) which was sure to fit in with my capabilities
- D) I really had no doubts about accepting it
- E) I may not be able to make a quick decision

3. ----, I read stories to her and help her with homework.

- A) Even when my brother is fed up with fairy tales
- B) Just as I was about to leave the spot in a hurry
- C) Though I'm an illiterate person myself
- D) Since I couldn't get on well enough with my sister
- E) As soon as my younger daughter comes back from class

4. Before we finished doing the planning, ----.

- A) nobody has made any discouraging remarks as you did
- B) that is how we can sort out this and that
- C) there were only five members left in our team
- D) we still hadn't begun doing anything
- E) if you are really genuine about your offer to help

5. My mother used to get annoyed with me if I interrupted her ----.

- A) she would smack me as vigorously as she could on the hip
- B) while she was watching her favourite soap opera
- C) but now she very quickly loses her temper with me
- D) though she had never missed any film by Sharon Stone
- E) and she will immediately throw a plate at me on such occasions

6. We make sure that there aren't any bad words in the songs ----.

- A) so that everyone has used some slang words in the play
- B) whatever else we needed to put emphasis on
- C) from now on we will be doing almost the same things
- D) who are supposed to perform a famous child story soon
- E) before the kids begin practicing for a talent show

Konu Testi 6

Restatements

1.-5. sorularda, verilen cümleye anlamca en yakın olan seçeneği bulunuz.

1. **I used to be a soldier, but I've had several jobs since then.**

- A) When soldiers leave the army, they can do different jobs.
- B) I've done a variety of jobs since leaving the army.
- C) I tried hard when I left the army, but couldn't find a job.
- D) When I was a soldier, I did a number of different jobs.
- E) I haven't had a variety of work since I was a soldier.

2 **Those who fail to keep up with the most recent technology are alienating themselves.**

- A) People are alienating themselves if they fail to follow the very latest technological advances.
- B) The distances between the latest technology and people are failing to keep up with each other.
- C) People that aren't up to date with the latest advances in technology are distancing themselves from others.
- D) The most recent failures are those that aren't up to date with the latest advances in alien technology.
- E) People who are behind the minute technological advances deserve to be alienated.

3. **I can't afford to move house just yet, so I'll have to stay here for the time being.**

- A) I'm going to stay here for a while until I can find a more affordable house.
- B) Affordable housing is hard to find, so I'll have to stay for the time being.
- C) I've got to stay here for now because I don't have enough money to move right now.
- D) I don't have enough money to move, so I'm going to stay in another house for now.
- E) I can no longer afford to stay in this house so I've got to move out for now.

4. **This is definitely the best homework I've seen so far.**

- A) I have without doubt seen better homework than this.
- B) If this is your homework, it's definitely best that I see it now.
- C) It's definitely for the best that I see your homework now.
- D) To date, this is undoubtedly the best homework I've seen.
- E) This is definitely his homework and I've seen it now.

5. **To the best of my knowledge, all roads into Stanton are closed due to flooding.**

- A) I know that the best roads in Stanton are closed because they're flooded.
- B) Because of the floods, all the roads that I know into Stanton are closed.
- C) I believe that flooding has closed many of the roads leading into Stanton.
- D) In my opinion, flooding may cause road closures in Stanton.
- E) As far as I know, none of the roads into Stanton are open because of the floods.

Konu Testi 7

Cloze Test

1-5. sorularda parçada numaralanmış yerlere uygun düşen sözcük ya da ifadeyi bulunuz.

With advances in medical treatment, people (1) ---- longer, but often with disabilities. It is becoming very expensive to care for these people through government programs. Our best bet is to help them help (2) ----. We must continue to make medical and surgical advances. It is important that we (3) ---- as many physical barriers as we can. (4) ---- most importantly, we must alter our attitudes (5) ---- disabilities.

1. A) lived B) are living
C) living D) were living
E) would live
2. A) their B) theirs
C) themselves D) they
E) those
3. A) removed B) removing
C) were removing D) would remove
E) remove
4. A) Perhaps B) Usually
C) Barely D) Seldom
E) Never
5. A) at B) beyond
C) against D) about
E) behind

6-10. sorularda parçada numaralanmış yerlere uygun düşen sözcük ya da ifadeyi bulunuz.

A shepherd-boy, who (6) ---- a flock of sheep near a village, brought out the villagers three or four times by crying out, "Wolf! Wolf!" and (7) ---- his neighbors came to help him, he laughed at them for their pains. The wolf, however, did truly come at last. The shepherd-boy, now really alarmed, (8) ---- in an agony of terror: "Pray, do come and help me; the wolf (9) ---- the sheep"; but no one paid any attention to his cries, nor rendered any assistance. The wolf, having no cause of fear, at his leisure destroyed the whole flock. There is no believing a liar, even (10) ---- he speaks the truth.

6. A) watched B) watching
C) is watching D) had watched
E) watches
7. A) for B) if
C) during D) when
E) though
8. A) has shouted B) was shouting
C) is shouting D) shouts
E) had shouted
9. A) will be killing B) killed
C) was killing D) kills
E) is killing
10. A) unless B) until
C) when D) once
E) during

NETyds

NETyds